



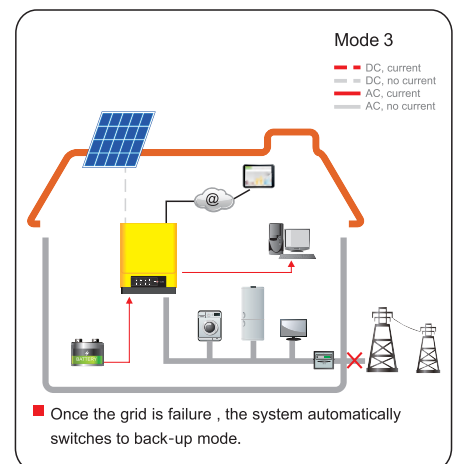
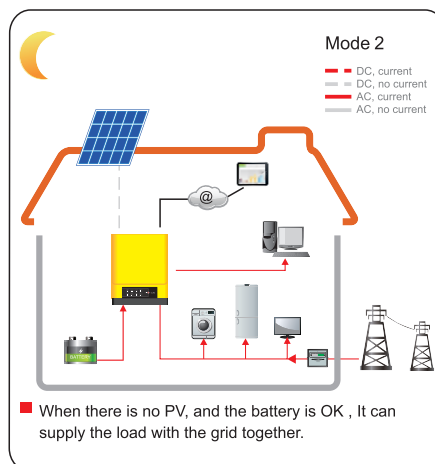
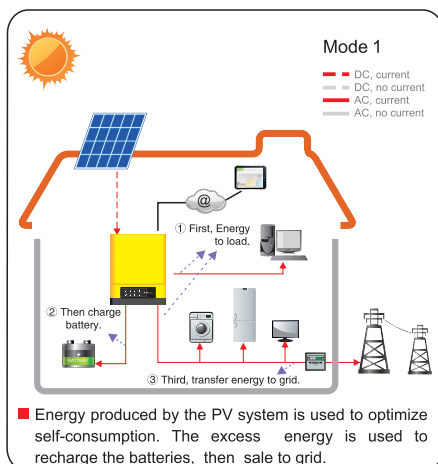
GOODWE
your solar engine



**EM Series
Hybrid Inverter**
3.0/3.6/5.0kW

- Integrated charge controller and inverter
- Intelligent battery management function
- Grid-tied or grid-independent operation
- Compatible with both lead-acid and Li-ion batteries
- Increased performance and security
- IP65 dust-proof and water-proof rating
- Easy remote monitoring via PCs, tablets and mobiles
- Fanless low-noise design

How does it work?



Technical Data

GW3048-EM

GW3648-EM

GW5048-EM

Battery Input Data			
Battery Type	Li-Ion or Lead-acid	Li-Ion or Lead-acid	Li-Ion or Lead-acid
Nominal Battery Voltage [V]	48	48	48
Max. Charging Voltage [V]	≤60 (Configurable)	≤60 (Configurable)	≤60 (Configurable)
Max. Charging Current [A]*	50	50	50
Max. Discharging Current [A]*	50	50	50
Battery Capacity [Ah]**	50~2000	50~2000	50~2000
Charging Mode for Li-Ion Battery	Self-adaption to BMS	Self-adaption to BMS	Self-adaption to BMS
Charging Mode for Lead-acid Battery	3-stage adaptive with maintenance	3-stage adaptive with maintenance	3-stage adaptive with maintenance
PV String Input Data			
Max. DC Input Power [W]	3900	4600	6500
Max. DC Input Voltage [V]***	550	550	550
MPPT Range [V]	100~500	100~500	100~500
Start-up Voltage [V]****	125	125	125
MPPT Range for Full Load [V]	280~500	170~500	230~500
Nominal DC Input Voltage [V]	360	360	360
Max. Input Current [A]	11	11/11	11/11
Max. Short Current [A]	13.8	13.8/13.8	13.8/13.8
No. of MPP Trackers	1	2	2
No. of Strings per MPP Tracker	1	1	1
AC Output Data (On-grid)			
Nominal Apparent Power Output to Utility Grid [VA]	3000	3680	5000*****
Max. Apparent Power Output to Utility Grid [VA]	3000	3680	5000*****
Max. Apparent Power from Utility Grid [VA]	5300	5300	5300
Nominal Output Voltage [V]	230	230	230
Nominal Output Frequency [Hz]	50/60	50/60	50/60
Max. AC Current Output to Utility Grid [A]	13.6	16	22.8*****
Max. AC Current From Utility Grid [A]	23.6	23.6	23.6
Output Power Factor	~1 (Adjustable from 0.8 leading to 0.8 lagging)	~1 (Adjustable from 0.8 leading to 0.8 lagging)	~1 (Adjustable from 0.8 leading to 0.8 lagging)
Output THDi (@Nominal Output)	<3%	<3%	<3%
AC Output Data (Back-up)			
Max. Output Apparent Power [VA]	2300	2300	2300
Peak Output Apparent Power [VA]*****	3500, 10sec	3500, 10sec	3500, 10sec
Max. Output Current [A]	10	10	10
Nominal Output Voltage [V]	230 (±2%)	230 (±2%)	230 (±2%)
Nominal Output Frequency [Hz]	50/60 (±0.2%)	50/60 (±0.2%)	50/60 (±0.2%)
Max. Output Current [A]	10	10	10
Output THDv (@Linear Load)	<3%	<3%	<3%
Efficiency			
Max. Efficiency	97.6%	97.6%	97.6%
Max. Battery to Load Efficiency	94.5%	94.5%	94.5%
Europe Efficiency	97.0%	97.0%	97.0%
MPPT Efficiency	99.9%	99.9%	99.9%
Protection			
Anti-islanding Protection	Integrated	Integrated	Integrated
PV String Input Reverse Polarity Protection	Integrated	Integrated	Integrated
Insulation Resistor Detection	Integrated	Integrated	Integrated
Residual Current Monitoring Unit	Integrated	Integrated	Integrated
Output Over Current Protection	Integrated	Integrated	Integrated
Output Short Protection	Integrated	Integrated	Integrated
Output Over Voltage Protection	Integrated	Integrated	Integrated
General Data			
Operation Temperature Range [°C]	-25~60	-25~60	-25~60
Relative Humidity	0~95%	0~95%	0~95%
Operation Altitude [m]	4000	4000	4000
Cooling	Nature Convection	Nature Convection	Nature Convection
Noise [dB]	<25	<25	<25
User Interface	LED & APP	LED & APP	LED & APP
Interface with BMS	RS485; CAN	RS485; CAN	RS485; CAN
Interface with Meter	RS485	RS485	RS485
Communication with Cloud	Wi-Fi	Wi-Fi	Wi-Fi
Weight [kg]	16	17	17
Size (Width*Height*Depth mm)	347*432*175	347*432*175	347*432*175
Mounting	Wall Bracket	Wall Bracket	Wall Bracket
Protection Degree	IP65	IP65	IP65
Standby Self Consumption [W]	<13	<13	<13
Topology	High Frequency Isolation	High Frequency Isolation	High Frequency Isolation
Certifications & Standards			
Grid Regulation	AS4777.2; G83/G100; CEI 0-21 VDE4105-AR-N; VDE0126-1-1; EN50438	AS4777.2; G83/G100; CEI 0-21 VDE4105-AR-N; VDE0126-1-1; EN50438	AS4777.2; G59/G100; CEI 0-21 VDE4105-AR-N; VDE0126-1-1; EN50438
Safety Regulation	IEC62109-1&2, IEC62040-1	IEC62109-1&2, IEC62040-1	IEC62109-1&2, IEC62040-1
EMC	EN61000-6-1, EN61000-6-2, EN61000-6-3, EN61000-6-4	EN61000-6-1, EN61000-6-2, EN61000-6-3, EN61000-6-4	EN61000-6-1, EN61000-6-2, EN61000-6-3, EN61000-6-4

*: For lead-acid battery, default charge current is 0.15C, which is can be configurable up to 0.5C by APP EzManage and cannot exceed 50A.

C means the battery capacity, such as the battery capacity is 100Ah, default charge current 0.15C is 0.15 * 100A = 15A.

For Li-Ion battery, discharge and charge current follows the command of BMS which doesn't exceed 50A."

** : Under off-grid mode, then battery capacity should be more than 100Ah.

***: Maximum operation dc voltage is 530V

****: When there is no battery connected, inverter starts feeding in only if string voltage is higher than 200V.

*****: 4600 for VDE4105-AR-N & VDE0126-1-1

*****: 21.7A for Australia and New Zealand

*****: Can be reached only if PV and battery power is enough.