



 Midea



MIDEA HEATING AND COOLING

**MULTI SPLIT**





# CARVED FROM 50 YEARS OF EXPERIENCE

*make yourself at home*

Midea, established in 1968 is a public company listed and since July 2016 a Fortune 50 company offering one of the most comprehensive ranges in the home appliances industry. Midea specializes in **air treatment** (residential and commercial solutions), refrigeration, laundry, cooking appliances, small kitchen appliances, water appliances, water appliances, floor care and lighting.



## CONTENTS

- Introduction 02/03
- Our Technology 04/05
- Multi Range 06/07
- Function Chart 08/09
- Specification 10/15



# Universal Outdoor Design

The outdoor unit is universal for most of the indoor units. Midea's modularized and standardized design allows it to take up less storage space and result in lower maintenance costs.

# Free Match of Indoor Units

A wide range of the indoor units are available to match different rooms in your home.



# Midea Multi Split Systems



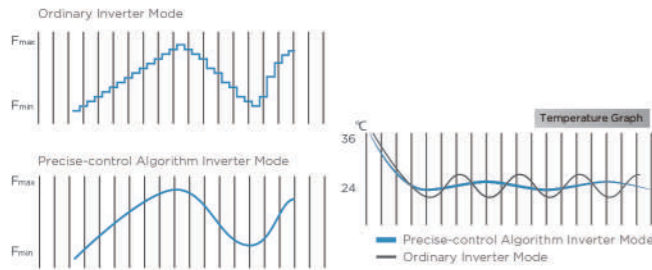
# Our Technology:

## THE EXCLUSIVE INVERTER QUATTRO™ TECHNOLOGY



A brain that calculates your needs in any conditions

Midea's Genius Core Energy Chip with Precise-control Inverter Deduction Algorithm reduces energy loss by enabling more precise signal reception, accurate data processing, and prompt delivery of instructions to the compressor. As a result, Midea's inverter compressor offers more stable operation than common inverters. Its super-smooth inverter frequency of variation ensures you never notice fluctuations in room temperature.

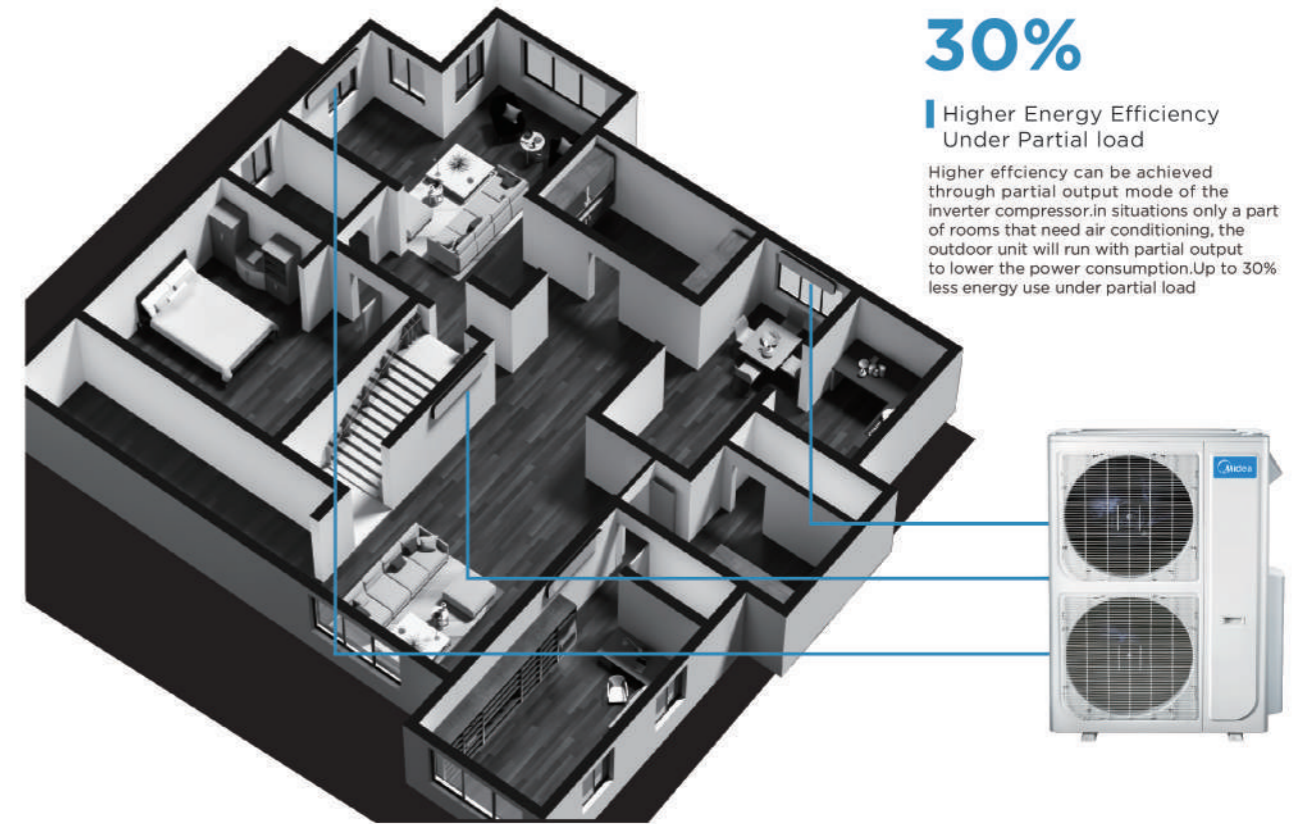



Up to <b>71%</b> Ultra Energy Saving	65Hz in <b>6</b> seconds Flash Cooling/Heating
Within <b>±1°C</b> Comfort With Stable Temperature	Superior operation from <b>60 to -30°C</b> High Ambient Cooling/Heating

## FULL DC INVERTER SYSTEM

Thanks to the Full DC Inverter System, Midea's air conditioners achieved 20% higher energy efficiency compared to normal AC inverters.

On top of the Midea's Full DC Inverter System, the Genius Core is an intelligent commander that keeping the harmony internally and externally.




**30%**  
Higher Energy Efficiency Under Partial load

Higher efficiency can be achieved through partial output mode of the inverter compressor. In situations only a part of rooms that need air conditioning, the outdoor unit will run with partial output to lower the power consumption. Up to 30% less energy use under partial load.

### Bionic Blower Wheel and Improved Air Duct

Based on natural models and bionic principles, Midea's fan blade design can effectively reduce airflow resistance and noise. Together with the optimized air duct, it delivers the same air flow volume with 30% less energy consumption.



### V-PAM (Vector + I-PAM) Inverter Control

V-PAM inverter control reduces the effects of magnetic flux and increases the maximum speed and efficiency of the compressor by vector control technology. With this technology, further miniaturization, higher efficiency, and better performance are attained.



### Twin-Rotary Compressor

The Twin-Rolling compressor system rotating with 180° symmetrical balance which ensure low vibration & noise due to the small torque.

### Inner Groove-Tube

A densely serrated shape has been applied to the copper to enlarge the heat exchange area. The latest heat exchanger has increased the tooth-count from 45 to 54, further improving the efficiency of heat transfer.





## MULTI ODU

## COMPATIBILITY MATRIX



Multi ODU	Cooling Capacity(kW)	Heating Capacity(kW)	Max. IDU amounts
MULMI0371	7.05(1.71 - 9.01)	7.3(1.78 - 9.41)	Up to 3 units
MULMI0480	9.85(1.71 - 12.13)	9.9(1.78 - 12.78)	Up to 4 units
MULMI0511	10.95(1.71 - 13.58)	11.2(1.78 - 14.16)	Up to 5 units
MULMI0513	13.5(1.71 - 16.75)	14.8(1.78 - 18.15)	Up to 5 units



Multi IDU	2.0kW	2.6kW	3.5kW	5.0kW	7.0kW	8.0kW	Features
Xtreme Split	√	√	√	√	√	√	Mono & Multi Heating & Cooling WIFI control

Multi IDU	2.0kW	2.6kW	3.5kW	5.0kW	Features
Compact cassette	√	√	√	√	Heating & Cooling Build-in Drain Pump Fresh Air Port

Multi IDU	2.0kW	2.6kW	3.5kW	5.0kW	7.0kW	Features
Ducted Connected	√	√	√	√	√	Heating & Cooling Higher static pressure Constant air flow Build-in drain pump



# FEATURES AND FUNCTIONS

	Icon	Feature	Description	Xtreme Split	Ducted	Compact Cassette
Economy		ECO Mode	Midea new energy-saving AC apply innovative ECO Mode, by pressing this button, AC will run into a 8-hour saving mode which cuts 60% energy off against normal mode.	●	●	
		1W Standby	Intelligent on-off technology enables Midea products automatically enter energy-saving mode when standby, cut energy consumption from 5W to 1W or 0.5W per hour which counts 80%-90% of saving.	●		
		GA compressor frequency control	The frequency of traditional air conditioner has dramatic fluctuation during operation, leading to the instability of room temperature. However, Midea air conditioners break away from this pattern with our unique GA Stepless Comfort Technology. Its inverter frequency variation is so smooth that you wouldn't notice the room temperature fluctuation at all.	●	●	
		Multi outdoor fan speed	Due to the DC fan motor, outdoor fan speeds are increased from 2 grades to 9 grades, more comfortable and energy saving.	●	●	●
		Multi indoor fan speed	Up to 12 grades indoor fan speeds, ensure more accurate control and bring more comfortable air flow.	●	●	●
Comfort		Stepless fan speed (Depend on remote)	Silent mode - between 1-20% Low mode - between 21-40% Medium mode - between 41-60% High mode - between 61-80% Super high - between 81-100%** Auto - selected by system Fan speed cannot be adjusted like this in Auto or Dry operation	●		
		Gear	Three operating power options 50% , 75% , 100%	●		
		8°C Heating	In heating operation, the preset temperature of the air conditioner can be as low as 8°C , which keeps the room temperature steady at 8°C and prevents the house from freezing when it is unoccupied for a long time in severe cold weather.	●		●
		avoid me	to adjust the wind direction to avoid user directly	●		
		Silent	Indoor fan will run at super breeze speed and indoor noise level can be extremely low when the unit enters silent mode operation.	●	●	
		Follow Me	Temperature sensor built in the remote controller will sense its surrounding temperature. So the unit can adjust room temperature more accurately to give you comfort.	●		●
		Turbo Mode	This function gives you a boost in cooling and heating power for a period, and makes the room cool down or heat up rapidly.	●	●	●
		Louver Position Memory Function	Horizontal louver will automatically move to the same position as you set last time when the unit turned on.	●		●
		power down memory	Revert back to last settings in the event of power outage	●	●	●
		Timer	Set the unit to start and stop automatically in a 24h period.	●	●	●
		3D Air Flow	Combines vertical and horizontal auto swing to ensure an even distribution of air throughout the room.	●		●
		Auto Swing	Distributes cool/warm air to maximum area by moving horizontal flaps automatically.	●		●
		Anti-cold Air Function	Indoor fan speed is regulated automatically from the lowest grade to the setting grade according to evaporator temperature when the unit just starts heating operation. This function can prevent cold air blowing out to avoid discomfort to the users.	●	●	●
		Two-directional Airflow	In cooling mode, horizontal airflow does not blow cool air directly at the occupants in the room. In heating room, vertical airflow provides powerful floor level heating. Precise airflow control makes your room more comfortable.	●		●
		Sleep Mode	The function enables the air conditioner to automatically increase cooling or decrease heating 1°C per hour for the first 2 hours, then holds steady for the next 5 hours, after that it will switch off. This function maintains both energy saving and comfort at night.	●	●	●
		Fast Cool/Heat Function	Once start this function, the compressor will maximize running frequency, thus you can enjoy cooling and heating in seconds.	●	●	●
		Temperature Compensation	The temperature sensed by indoor unit is always different from the actual floor temperature due to different installation heights of indoor unit. This function can revise this temperature difference to make a more accurate temperature control.	●	●	●

# FEATURES AND FUNCTIONS

	Icon	Feature	Description	Xtreme	Ducted units	Compact Cassette
Comfort		Independent Dehumidification	Under independent dehumidification mode, AC will efficiently dehumidify the room.	●	●	●
		Auto Defrosting	Prevent evaporator from freezing and maintain dehumidifying effect under low temperature environment.	●	●	●
		Mute Operation	Want to turn off the AC beep and display? By pressing mute operation, Midea AC help to give you a quiet and comfortable sleep.	●		
		Stream cool design	Inverter PCB's are cooled by liquid refrigerant allowing for greater performance in higher ambients.	●	●	
Health		Golden Fin	Effectively prevent bacteria breeding and improve heat transfer efficiency. The unique anti-corrosive golden coating on the condenser can withstand the salty air rain and other corrosive elements.	●	●	
		Filter clean remind	remind the air filter clean	●		
		Dual sweep	After the air conditioner is shut down, the outdoor fan automatically reverses and uses the reverse air flow to clean the dust on the condenser, which can maintain the good heat exchange efficiency of the condenser for a long time, save energy and increase efficiency, and prolong the service life of the air conditioner.	●	●	●
IOT		Compound Filter	Combine three filters from 8 different types including cold catalyst filter, vitamin C filter, negative ion filter, anti-mite filter, enzyme filter, nano-Pt filter, nano-Ag filter, multi-function filter to meet various needs simultaneously.	●		
		WIFI Control	With the WIFI control, you can easily turn off the AC outside your house via smart device. Furthermore, you can turn it on before you come back.	●	●	
		Digital Display	If you want to check the function status, just press your remote button, Midea digital display will show ON/OFF to you.	●		●
		Self-diagnosis and Auto-protection	Once abnormal operation or parts failure happen, the unit will shut off automatically to protect the system. Meanwhile it will indicate protection or error code for fast service.	●	●	●
		Emergency Using Function	When temperature sensor error happens, the air conditioner will display error code and stop immediately, while Midea AC will display error and continue running in a proper status, to avoid the case that AC is in urgent need.	●	●	
convenience		Remote in engineer mode	Main Functions can be changed by modifying programs of remote controller. You can design your most comfortable settings and delete those you don't need.	●	●	
		Easy clean	Full removal of indoor fan module to clean fan wheel, magnetic tracks on filter, finds its own location instead of trying to slide rails in		●	
		Self cleaning	Indoor unit will continue running at special combined mode blow and dry indoor evaporator after the unit switched off so as to keep clean and healthy.	●		
		Manual Switch Button	You can easily turn on/off your AC by pressing manual switch button, without using a remote controller or any special tools.	●		
		Central Control Management	The centralized controller is a multi-functional device that can control up to 64 indoor units within a maximum connection length of 1200m.		●	●
		Wired Controller	Compared with infrared remote controller, wired controller can be fixed on the wall and avoid mislaying. It's mainly used for commercial zone and makes air conditioner control more convenient.		●	●
		2-way Draining	Both left and right sides of indoor unit are possible for drainage hose connection, easy for installation.	●		
		Auto Restart Function	If the air conditioner breaks off unexpectedly due to the power cut, it will restart with the previous setting mode automatically when the power resume.	●	●	●
Safety		Fire-proof Electric Box	Electrical control box adopts new design, which can meet higher fire safety requirement to prevent the internal fire due to electric spark accident.	●	●	●
		Refrigerant Leakage Detect	Indoor unit will show error code "EC" and stop automatically when refrigerant leakage is detected. This function can better protect compressor being damaged by high temperature due to refrigerant leakage.	●	●	●
		High-Efficiency Fan Blades	Improved fan air movement with lower noise output allowing for greater efficiency and greater comfort	●	●	
		Low Ambient Cooling	With built-in low ambient kit or special designed PCB, outdoor fan speed can be changed automatically according to condensation temperature. The air conditioner can run cooling operation even when the outdoor ambient temperature down to 15°C .	●	●	



# WIRED CONTROLLER

## Wired Controller Feature List




\*Come in the box for all cassette and ducted systems.  
\*Optional for Xtreme split system.

Two-way communication(4- wired)	√
Temperature range	17-30°C 62-88 °F
Infrared signal receiver	√
Backlight	√
Buzzer	√
Touch Button	√
ON/OFF	√
Mode	√
Temp Adjustment	√
Fanspeed	√
Turbo	√
Follow Me	√
24-hour System	√
12-hour System	√
Weekly Timer	√
Timer ON/OFF	√
Automatic airflow test	√
Child Lock	√
Error code display	√
Setting Temp Limit	√
Mode Locking	√
ESP Setting	√
Temp Query and Error Display	√

# WIRELESS CONTROLLER

## Wireless Controller Feature List



\*Come in the box for all split system.  
\*Optional for all cassette and ducted systems.  
(To use a wireless controller , a ducted system will require a wired controller as a signal receiver.)

Temperature range	17-30°C 62-86 °F
Backlight	√
Press Button	√
ON/OFF	√
Mode	√
Temp Adjustment	√
Fanspeed	√
Turbo	√
Follow Me	√
Timer ON/OFF	√
Child Lock	√
Self-cleaning	√
Dry	√
Fresh air	√
Setting Temp Limit	√

# MULTI SPLIT OUTDOOR



MULMIO371



MULMIO480



MULMIO511



MULMIO513

Model Number		MULMIO371	MULMIO480	MULMIO511	MULMIO513
Cooling	Power supply	Ph-V-Hz	220-240-1-50	220-240-1-50	220-240-1-50
	Capacity (Indoor+Outdoor)*	KW	7.05	9.85	10.95
	Power Input (Indoor+Outdoor)*	KW	2.00	2.48	3.00
	Rated current (Indoor+Outdoor)*	A	9.10	10.94	13.21
Heating	EER (Indoor+Outdoor)*	W/W	3.53	3.97	3.65
	Capacity (Indoor+Outdoor)*	KW	7.30	9.90	11.20
	Power Input (Indoor+Outdoor)*	KW	1.90	2.58	2.80
	Rated current (Indoor+Outdoor)*	A	8.43	11.38	12.42
Outdoor noise level	COP (Indoor+Outdoor)*	W/W	3.84	3.84	4.00
	Outdoor noise level	dB(A)	60	61	64
	Max.current	A	16.5	17	22
	Outdoor noise level (sound power)	dB(A)	69	69	73
Outdoor unit	Dimension(W*D*H)	mm	845x363x702	946x410x810	952x415x1333
	Packing(W*D*H)	mm	965x395x755	1090x500x875	1095x495x1480
	Net/Gross weight	Kg	55/59	71/76	77/82
	Type		R410A	R410A	R410A
Refrigerant	Pre-charged length	m	3 x 10	4 x 10	5 x 10
	Liquid side		3 x Φ6.35 (1/4")	4 x Φ6.35 (1/4")	5 x Φ6.35 (1/4")
	Gas side		3x Φ9.52 (3/8")	3 x Φ9.52 (3/8") + 1 x Φ12.7 (1/2")	4 x Φ9.52 (3/8") + 1 x Φ12.7 (1/2")
	Adaptor		Adaptor:Φ9.52-12.7 1pcs	Adaptor:9.52-12.7:1pcs	Adaptor:12.7-16 :1 pcs
Refrigerant piping	Adaptor		Adaptor:12.7-9.52:1 pcs	Adaptor:6-9.52:1 pcs	Adaptor:12.7-9.52 :2pcs
			Adaptor:12.7-16:1pcs	Adaptor:9.52-12.7:3pcs	Adaptor:12.7-16:2pcs
			Adaptor:9.52-6:1pcs	Adaptor:12.7-9.52:1pcs	Adaptor:6-9.52:2pcs
	Max. length for all rooms		60	80	80
Max. length for one indoor unit	Max. length for one indoor unit		30	35	35
	Min. length for one indoor unit		9	12	15
	OU to IU		15	15	15
	IU to IU		10	10	10

# MULTI SPLIT HIGH WALLS



Xtreme

Capacity		2.0KW	2.6KW	3.5KW	5.0kW	6.0kW	7.0kW	8.0kW
Model Number	Indoor	MFAG20N	MFAG26N	MFAG35N	MFAG50N	MFAG60N	MFAG70N	MFAG80N
Power supply	Ph-V-Hz	220-240V/1Ph,50Hz	220-240V/1Ph,50Hz	220-240V/1Ph,50Hz	220-240V/1Ph,50Hz	220-240V/1Ph,50Hz	220-240V/1Ph,50Hz	220-240V/1Ph,50Hz
Rated Cooling	Capacity	kW	2.65	3.55	5.00	6.00	7.00	8.00
Rated Heating	Capacity	kW	2.25	4.00	5.20	6.20	7.50	8.50
Indoor air flow (Turbo/Hi/Mi/Lo/Silence)	m <sup>3</sup> /h	550/460/340/270/170	660/500/360/300/200	660/530/380/310/210	950/800/600/500/322	950/800/600/500/322	1375/1090/900/825/530	1375/1090/900/825/530
	Indoor noise level / (Turbo/Hi/Mi/Lo/Silence)(sound pressure )	dB(A)	43.0/38/31.5/30/25	46.4/39/32.5/30/24.5	46.7/39/32.5/30/24.5	47.1/44.5/38/34.5/28	47.1/44.5/38/34.5/28	57.6/45/39/33.5/29.5
Indoor unit	Indoor noise level (sound power )	dB(A)	53	55	57	59	63	64
	Dimension(W*D*H)	mm	726x210x291	835x208x295	835x208x295	969x241x320	969x241x320	1083x244x336
Refrigerant piping	Packing (W*D*H)	mm	775x255x355	890x275x340	890x275x340	1030x300x390	1030x300x390	1140x300x400
	Net/Gross weight	Kg	8.0/10.3	8.5/11.1	8.5/11.1	11.1/14.4	11.1/14.4	13.3/17.0
Refrigerant piping	Liquid side/ Gas side	mm(inch)	6.35mm(1/4in) /9.52mm(3/8in)	6.35mm(1/4in) /9.52mm(3/8in)	6.35mm(1/4in) /12.7mm(1/2in)	6.35mm(1/4in) /12.7mm(1/2in)	9.52mm(3/8in) /15.9mm(5/8in)	9.52mm(3/8in) /15.9mm(5/8in)



# MULTI SPLIT COMPACT CASSETTE



Model Number		MULMIC07	MULMIC09	MULMIC12	MULMIC18
Power supply	V-ph-Hz Btu/h KW	220-240-1-50 7000 2.1	220-240-1-50 9000 2.6	220-240-1-50 12000 3.5	220-240-1-50 17000 5
Capacity	Running Input	40 0.18	40 0.18	40 0.18	40 0.18
Rated current	Capacity	8000	10000	14000	19000
Heating	Capacity	2.3	2.9	4.1	5.5
Indoor fan motor	Rated current	40 0.18	40 0.18	40 0.18	40 0.18
Indoor coil	Model	ZKFP-46-8-1 WZDK46-38G	ZKFP-46-8-1 WZDK46-38G	ZKFP-46-8-1 WZDK46-38G	ZKFP-46-8-1 WZDK46-38G
Indoor unit	Qty	1	1	1	1
Refrigerant piping	Input	46(Output)	46(Output)	46(Output)	46(Output)
Room temperature	Capacitor	----	----	----	/
	Speed(hi/med/lo)	730/620/560	730/620/560	700/580/500	730/630/570
	a.Number of rows	1	1	2	2
	b.Tube pitch(a)x row pitch(b)	21x13.37	21x13.37	21x13.37	21x13.37
	c.Fin spacing	1.3	1.3	1.3	1.3
	d.Fin type (code)	Hydrophilic aluminium	Hydrophilic aluminium	Hydrophilic aluminium	Hydrophilic aluminium
	e.Tube outside dia.and type	Φ7,innergroove tube	Φ7,innergroove tube	Φ7,innergroove tube	Φ7,innergroove tube
	f.Coil length x height x width	1380x210x13.37	1380x210x13.37	1360x210x26.74	1360x210x26.74
	g.Number of circuits	2	2	4	4
	Indoor air flow(Hi/Med/Lo)	580/500/450	580/500/450	650/530/450	680/560/500
	Indoor sound pressure level	42/38/35	39/36/33.5	41/37/34	44/42/41
	Indoor sound power level	53	53	58	56
	Dimension (W x Dx H)(body)	570x570x260	570x570x260	570x570x260	570x570x260
	Packing (W x Dx H)(body)	655x655x290	655x655x290	655x655x290	655x655x290
	Dimension (W x Dx H)(panel)	647x647x50	647x647x50	647x647x50	647x647x50
	Packing (W x Dx H)(panel)	715x715x123	715x715x123	715x715x123	715x715x123
	Net/Gross weight(body)	14.5/17.3	14.5/17.3	16/19	16.1/18.9
	Net/Gross weight	2.5/4.5	2.5/4.5	2.5/4.5	2.5/4.5
	Design pressure	4.2/1.5	4.2/1.5	4.2/1.5	4.2/1.5
	Drainage water pipe dia.	ODΦ25	ODΦ25	ODΦ25	ODΦ25
	Liquid side/ Gas side	Φ6.35/Φ9.52(1/4"/3/8")	Φ6.35/Φ9.52(1/4"/3/8")	Φ6.35/Φ9.52(1/4"/3/8")	Φ6.35/Φ12.7(1/2"/1/2")
	Controller	Remote control	Remote control	Remote control	Remote control
	Cooling	17-32	17-32	17-32	17-32
	Heating	0-30	0-30	0-30	0-30



# DUCTED CONNECTED

Model Number		MULMID07	MULMID09	MULMID12	MULMID18	MULMID24
Power supply	V-ph-Hz KW	220-240-1-50 2.0	220-240-1-50 2.6	220-240-1-50 3.5	220-240-1-50 5.2	220-240-1-50 7.1
Cooling	Capacity	80.0	80	80	120	120.0
	Running Input	1.11	1.11	1.11	1.5	1.5
	Running Current	2.5	2.9	3.8	5.5	7.3
Heating	Capacity	80.0	80	80	120	120
	Running Input	1.11	1.11	1.11	1.5	1.5
	Running Current	1.2	1.2	1.2	1.5	1.5
Indoor Max. Current	A	ZKFN-55-8-22	ZKFN-55-8-22	ZKFN-55-8-22	ZKFN-160-8-1-2	ZKFN-160-8-1-2
Indoor fan motor	Model	1	1	1	1	1
	Qty	130	130	130	160	160
	Output	55	55	55	90	90
	Input	1170/1030/850	1170/1030/850	1170/1030/850	850/700/450	850/700/450
	Speed(Hi/Mi/Lo)	3	3	3	3	3
	Number of rows	21x13.37	21x13.37	21x13.37	21x13.37	21x13.37
	Tube pitch(a)*row pitch(b)	1.4	1.4	1.4	1.4	1.4
Indoor coil	Fin spacing	Hydrophilic aluminium	Hydrophilic aluminium	Hydrophilic aluminium	Hydrophilic aluminium	Hydrophilic aluminium
	Fin type (code)	Φ7,inner grooved tube	Φ7,inner grooved tube	Φ7,inner grooved tube	Φ7,inner groove tube	Φ7, innergroove tube
	Tube outside dia.and type	526x210x40.11	526x210x40.11	526x210x40.11	695x252x40.11	915x294x40.11
	Coil length * height * width	4	4	4	4	7
	Number of circuits	500/480/300	500/480/300	500/480/300	850/790/650	1300/1200/900
External Static Pressure	Indoor air flow	Pa	Pa	Pa	Pa	Pa
	Rated	25	25	25	25	25
	Range	0-60	0-60	0-60	0-100	0-160
	Range	38/34/27	38/34/27	38/34/27	40/39/37	43/40/38
Indoor noise level (Hi/Mi/Lo)	Indoor noise level (Hi/Mi/Lo)	700x450x200	700x450x200	700x450x200	880x674x210	1100x774x249
	Dimension (W*D*H)	860x540x275	860x540x275	860x540x275	1070x725x270	1305x805x305
	Packing (W*D*H)	18/22	18/22	18/22	23.0/29.0	30.2/37.3
	Net/Gross weight	MPa	MPa	MPa	MPa	MPa
	Design pressure	4.2/1.5	4.2/1.5	4.2/1.5	4.2/1.5	4.2/1.5
	Drainage water pipe diameter	ODΦ25	ODΦ25	ODΦ25	ODΦ25	ODΦ25
Refrigerant piping	Refrigerant piping	Φ6.35/Φ9.52(1/4"/3/8")	Φ6.35/Φ9.52(1/4"/3/8")	Φ6.35/Φ9.52(1/4"/3/8")	Φ6.35/Φ12.7(1/2"/1/2")	Φ9.52/Φ15.9(3/8"/5/8")
	Liquid side/ Gas side	Wired Controller	Wired Controller	Wired Controller	Wired Controller	Wired control
Standard Thermostat type	Standard Thermostat type	17Φ32	17Φ32	17Φ32	17Φ32	17Φ32
Cooling	Cooling	0Φ30	0Φ30	0Φ30	0Φ30	0Φ30
Heating	Heating	17-30	17-30	17-30	17-30	17-30
Operation temperature	Operation temperature	214/461/519	214/461/519	214/461/519	120/264/297	77/161/184
Qty/per 20' /40' /40'HQ	Qty/per 20' /40' /40'HQ					



# INDOOR UNITS COMBINATION

## Indoor unit combination for MULMIO371

One unit (KW)	Two unit (KW)			Three unit (KW)			
2.0	2.0+2.0	2.6+2.6	3.5+5.0	2.0+2.0+2.0	2.0+2.6+2.6	2.0+3.5+5.0	2.6+3.5+3.5
2.6	2.0+2.6	2.6+3.5	5.0+5.0	2.0+2.0+2.6	2.0+2.6+3.5	2.6+2.6+2.6	2.6+3.5+5.0
3.5	2.0+3.5	2.6+5.0	3.5+7.0	2.0+2.0+3.5	2.0+2.6+5.0	2.6+2.6+3.5	3.5+3.5+3.5
5.0	2.0+5.0	3.5+3.5		2.0+2.0+5.0	2.0+3.5+3.5	2.6+2.6+5.0	2.0+2.0+7.0

## Indoor unit combination for MULMIO480

One unit (KW)	Two unit (KW)			Three unit (KW)				Four unit (KW)		
2.0	2.0+2.0	2.6+2.6	3.5+5.0	2.0+2.0+2.0	2.0+2.6+2.6	2.0+3.5+5.0	2.6+3.5+5.0	2.0+2.0+2.0+2.0	2.0+2.0+2.6+2.6	2.0+2.6+2.6+3.5
2.6	2.0+2.6	2.6+3.5	3.5+7.0	2.0+2.0+2.6	2.0+2.6+3.5	2.6+2.6+2.6	3.5+3.5+3.5	2.0+2.0+2.0+2.6	2.0+2.0+2.6+3.5	2.0+2.6+3.5+3.5
3.5	2.0+3.5	2.6+5.0	5.0+5.0	2.0+2.0+3.5	2.0+2.6+5.0	2.6+2.6+3.5	3.5+3.5+5.0	2.0+2.0+2.0+3.5	2.0+2.0+2.6+5.0	2.6+2.6+2.6+2.6
5.0	2.0+5.0	2.6+7.0		2.0+2.0+5.0	2.0+2.6+7.0	2.6+2.6+5.0		2.0+2.0+2.0+5.0	2.0+2.0+3.5+3.5	2.6+2.6+2.6+3.5
7.0	2.0+7.0	3.5+3.5		2.0+2.0+7.0	2.0+3.5+3.5	2.6+3.5+3.5			2.0+2.6+2.6+2.6	

## Indoor unit combination for MULMIO511

One unit (KW)	Two unit (KW)			Three unit (KW)			
2.0	2.0+2.0	2.6+2.6	3.5+5.0	2.0+2.0+2.0	2.0+2.6+3.5	2.0+5.0+5.0	2.6+3.5+5.0
2.6	2.0+2.6	2.6+3.5	3.5+7.0	2.0+2.0+2.6	2.0+2.6+5.0	2.6+2.6+2.6	2.6+3.5+7.0
3.5	2.0+3.5	2.6+5.0	5.0+5.0	2.0+2.0+3.5	2.0+2.6+7.0	2.6+2.6+3.5	2.6+5.0+5.0
5.0	2.0+5.0	2.6+7.0	5.0+7.0	2.0+2.0+5.0	2.0+3.5+3.5	3.5+5.0+7.0	3.5+3.5+3.5
7.0	2.0+7.0	3.5+3.5	7.0+7.0	2.0+2.0+7.0	2.0+7.0+7.0	2.6+2.6+5.0	3.5+3.5+5.0
					2.0+5.0+7.0	2.0+3.5+5.0	2.6+2.6+7.0
					2.0+2.6+2.6	2.0+3.5+7.0	2.6+3.5+3.5
							3.5+5.0+5.0
							2.6+5.0+7.0

Four unit (KW)				
2.0+2.0+2.0+2.0	2.0+2.0+2.6+7.0	2.0+2.0+5.0+7.0	2.0+3.5+3.5+5.0	2.6+2.6+3.5+7.0
2.0+2.0+2.0+2.6	2.0+2.0+3.5+3.5	2.0+2.6+2.6+5.0	2.0+3.5+3.5+7.0	2.6+3.5+3.5+3.5
2.0+2.0+2.0+3.5	2.0+2.0+3.5+5.0	2.6+2.6+2.6+7.0	2.6+2.6+2.6+2.6	2.6+3.5+3.5+5.0
2.0+2.0+2.0+5.0	2.0+2.0+3.5+7.0	2.0+2.6+3.5+3.5	2.6+2.6+2.6+3.5	3.5+3.5+3.5+3.5
2.0+2.0+2.0+7.0	2.0+2.0+5.0+5.0	2.0+2.6+3.5+5.0	2.6+2.6+2.6+5.0	
2.0+2.0+2.6+2.6	2.0+2.6+2.6+2.6	2.0+2.6+3.5+7.0	2.6+2.6+2.6+7.0	

2.0+2.0+2.6+3.5	2.0+2.6+2.6+3.5	2.0+2.6+5.0+5.0	2.6+2.6+3.5+3.5	
2.0+2.0+2.6+5.0	2.0+2.0+3.5+5.0	2.0+3.5+3.5+3.5	2.6+2.6+3.5+5.0	

Five unit (KW)				
2.0+2.0+2.0+2.0+2.0	2.0+2.0+2.0+2.6+3.5	2.0+2.0+2.6+2.6+5.0	2.0+2.6+2.6+2.6+5.0	2.6+2.6+2.6+2.6+3.5
2.0+2.0+2.0+2.0+2.6	2.0+2.0+2.0+2.6+5.0	2.0+2.0+2.6+3.5+5.0	2.0+2.6+2.6+3.5+3.5	2.6+2.6+2.6+2.6+5.0
2.0+2.0+2.0+2.0+3.5	2.0+2.0+2.0+3.5+5.0	2.0+2.0+3.5+3.5+3.5	2.0+2.6+2.6+3.5+5.0	2.6+2.6+2.6+3.5+3.5
2.0+2.0+2.0+2.0+5.0	2.0+2.0+2.0+3.5+3.5	2.0+2.0+3.5+3.5+5.0	2.0+2.6+3.5+3.5+3.5	2.6+3.5+3.5+3.5+3.5
2.0+2.0+2.0+2.0+7.0	2.0+2.0+2.6+2.6+2.6	2.0+2.6+2.6+2.6+2.6	2.6+2.6+3.5+3.5+3.5	2.0+2.0+2.6+3.5+3.5
2.0+2.0+2.0+2.6+2.6	2.0+2.0+2.6+2.6+3.5	2.0+2.6+2.6+2.6+3.5	2.6+2.6+2.6+2.6+2.6	

## Indoor unit combination for MULMIO513

One unit (KW)	Two unit (KW)			Three unit (KW)			
2.0	2.0+2.0	2.6+2.6	3.5+5.0	2.0+2.0+2.0	2.0+2.6+7.0	2.6+2.6+7.0	3.5+3.5+5.0
2.6	2.0+2.6	2.6+3.5	3.5+7.0	2.0+2.0+2.6	2.0+3.5+3.5	2.6+3.5+3.5	3.5+3.5+7.0
3.5	2.0+3.5	2.6+5.0	5.0+5.0	2.0+2.0+3.5	2.0+3.5+5.0	2.6+3.5+5.0	3.5+5.0+5.0
5.0	2.0+5.0	2.6+7.0	5.0+7.0	2.0+2.0+5.0	2.0+3.5+7.0	2.6+3.5+7.0	2.6+7.0+7.0
7.0	2.0+7.0	3.5+3.5	7.0+7.0	2.0+2.0+7.0	2.0+5.0+5.0	2.0+5.0+7.0	3.5+5.0+7.0
				2.0+2.6+2.6	2.6+2.6+2.6	2.0+7.0+7.0	3.5+7.0+7.0
				2.0+2.6+3.5	2.6+2.6+3.5	2.6+5.0+5.0	
				2.0+2.6+5.0	2.6+2.6+5.0	3.5+3.5+3.5	

Four unit (KW)				
2.0+2.0+2.0+2.0	2.0+2.0+2.6+7.0	2.0+2.6+3.5+3.5	2.0+3.5+5.0+5.0	2.6+3.5+3.5+5.0
2.0+2.0+2.0+2.6	2.0+2.0+3.5+3.5	2.0+2.6+3.5+5.0	2.6+2.6+2.6+3.5	3.5+3.5+3.5+3.5
2.0+2.0+2.0+3.5	2.0+2.0+3.5+5.0	2.0+2.6+3.5+7.0	2.6+2.6+2.6+5.0	3.5+3.5+3.5+5.0
2.0+2.0+2.0+5.0	2.0+2.0+3.5+7.0	2.0+2.6+5.0+5.0	2.6+2.6+2.6+7.0	2.6+2.6+5.0+5.0
2.0+2.0+2.0+7.0	2.0+2.0+5.0+5.0	2.0+3.5+3.5+3.5	2.6+2.6+3.5+3.5	2.6+3.5+3.5+7.0
2.0+2.0+5.0+7.0	2.0+2.6+2.6+2.6	2.0+3.5+3.5+5.0	2.6+2.6+3.5+5.0	3.5+3.5+3.5+7.0
2.0+2.0+2.6+2.6	2.0+2.6+2.6+3.5	2.0+3.5+3.5+7.0	2.6+2.6+5.0+7.0	
2.0+2.0+2.6+3.5	2.0+2.0+3.5+5.0	2.6+2.6+2.6+2.6	2.6+2.6+3.5+7.0	
2.0+2.0+2.6+5.0	2.0+2.0+3.5+7.0	2.0+2.6+5.0+7.0	2.6+3.5+3.5+3.5	

Five unit (KW)				
2.0+2.0+2.0+2.0+2.0	2.0+2.0+2.0+3.5+5.0	2.0+2.0+3.5+3.5+5.0	2.0+2.6+3.5+3.5+5.0	2.6+2.6+2.6+3.5+3.5
2.0+2.0+2.0+2.0+2.6	2.0+2.0+2.6+2.6+2.6	2.0+2.6+2.6+2.6+2.6	2.0+3.5+3.5+3.5+3.5	2.6+2.6+2.6+3.5+5.0
2.0+2.0+2.0+2.0+3.5	2.0+2.0+2.6+2.6+3.5	2.0+2.6+2.6+2.6+3.5	2.0+3.5+3.5+3.5+5.0	2.6+2.6+3.5+3.5+3.5
2.0+2.0+2.0+2.0+5.0	2.0+2.0+2.6+2.6+5.0	2.0+2.6+2.6+2.6+5.0	2.0+2.6+3.5+3.5+5.0	2.6+3.5+3.5+3.5+3.5
2.0+2.0+2.0+2.6+2.6	2.0+2.0+2.0+5.0+5.0	2.0+2.6+2.6+3.5+3.5	2.6+2.6+2.6+2.6+2.6	2.6+3.5+3.5+3.5+5.0
2.0+2.0+2.0+2.6+3.5	2.0+2.0+2.6+3.5+5.0	2.0+2.6+2.6+3.5+5.0	2.6+2.6+2.6+2.6+3.5	3.5+3.5+3.5+3.5+3.5
2.0+2.0+2.0+2.6+5.0	2.0+2.0+3.5+3.5+3.5	2.0+2.6+3.5+3.5+3.5	2.6+2.6+2.6+2.6+5.0	2.6+2.6+3.5+3.5+5.0



# World's No.1 Air Treatment Company

---



Source Euromonitor International  
(Shanghai) Limited; Consumer Appliances 21ed, retail volume sales  
in unit, 2020 data.

Midea Appliances Australia  
7 Ordish Road Dandenong South VIC 3175 Austealia  
**P** 1300 793 216  
**W** [midea.net.au](http://midea.net.au)  
**E** [info@midea.net.au](mailto:info@midea.net.au)