




Air Conditioning Systems

MSZ-AP SERIES
PRODUCT FLYER



R32 Refrigerant



MSZ-AP Series

Mitsubishi Electric MSZ-AP Series wall mounted split system is engineered for high performance and utilises a low GWP R32 refrigerant. Models range from 2.5 to 7.8kW so there is a capacity to suit most cooling and heating requirements around the home. It also features a streamlined design to blend in with any decor.



SMALL & MEDIUM ROOMS*

Unit dimensions: 798(w) x 299(h) x 219(d) mm



MSZ-AP25VG(D*)

Cooling Star Rating: 5.5
Cooling Capacity: 2.5 (min 1.1kW-max 3.6kW)
Heating Star Rating: 5.0
Heating Capacity: 3.2 (min 1.3kW-max 5.0kW)

MSZ-AP35VG(D*)

Cooling Star Rating: 3.5
Cooling Capacity: 3.5 (min 1.1kW-max 4.1kW)
Heating Star Rating: 4.5
Heating Capacity: 3.7 (min 1.3kW-max 5.1kW)

MSZ-AP42VG(D*)

Cooling Star Rating: 2.5
Cooling Capacity: 4.2 (min 0.9kW-max 4.8kW)
Heating Star Rating: 3.0
Heating Capacity: 5.4 (min 1.3kW-max 6.0kW)

MSZ-AP50VG(D*)

Cooling Star Rating: 3.0
Cooling Capacity: 5.0 (min 1.4kW-max 6.2kW)
Heating Star Rating: 3.0
Heating Capacity: 6.0 (min 1.4kW-max 8.0kW)

LARGE ROOM*

Unit dimensions: 1100(w) x 325(h) x 257(d) mm



MSZ-AP60VG(D*)

Cooling Star Rating: 3.0
Cooling Capacity: 6.0 (min 1.4 ~ 7.3kW)
Heating Star Rating: 3.5
Heating Capacity: 6.8 (min 2.0 ~ 8.6kW)

MSZ-AP71VG(D*)

Cooling Star Rating: 2.5
Cooling Capacity: 7.1 (min 2.0 ~ 8.7kW)
Heating Star Rating: 3.0
Heating Capacity: 8.0 (min 2.2 ~ 9.9kW)

MSZ-AP80VG(D*)

Cooling Star Rating: 2.0
Cooling Capacity: 7.8 (min 2.0 ~ 9.2kW)
Heating Star Rating: 2.5
Heating Capacity: 9.0 (min 2.2 ~ 11.0kW)

* Large windows and room volume are some of the factors that may affect the performance of the air conditioning unit. (D*) represents DRED enabled model. This is only available in QLD.



R32 Refrigerant

R32 is a refrigerant with just one-third the global warming potential of R410A, meaning reduced risk of harm to the environment. R32 enables increased energy efficiency and is said to be the next generation in refrigerants.



Quiet Operation

A "Quiet Mode" setting has been added to the fan speed settings, ensuring super quiet operation as low as **18dB***. Perfect for the bedroom; it's so quiet you'll check to see if it's on.

*Model 25 in heating mode only.



Dual Barrier Coating

Dual Barrier Coating reduces dust and greasy dirt from collecting in the air conditioner. Image shows a simulated comparison of dirt over 10 years, without and with Dual Barrier Coating.



Award Winning Design

The MSZ-AP Series has a uniform, streamlined design regardless of the size and model of the unit. The simple yet high-quality appearance is designed to blend in with any interior. When mounted, the units appear smaller due to the tapered bottom end.



Energy Efficient

Impressively low power consumption and quiet, yet powerful performance. Ensuring quality room comfort and energy savings, thereby reducing the consumption of excessive electricity.



Vertical & Horizontal Vanes

Vertical and horizontal vanes are double the size of the previous model, allowing the airflow direction to be adjusted and improving airflow control effectively. These functions can be activated at the touch of a button on your remote controller.

Features

- » Econo Cool
- » Auto Vane
- » Natural White
- » Demand Response Capable
- » Low Temperature Cooling
- » Night Mode
- » Self Diagnosis
- » Powerful Operation
- » Weekly Timer
- » Auto Restart
- » Dual Barrier Coating
- » Auto Fan Speed
- » 24 Hour Timer
- » Blue Fin Condenser
- » Super Quiet at 18dB*
*Model 25 in heating mode only
- » Auto Change Over
- » Horizontal Swing
- » Vertical Swing
- » Anti-Allergy Enzyme Filter (Optional)
- » Flare Connection
- » Compact
- » Emergency Operation
- » Guaranteed Operating Range
Cooling at -10°C ~ 46°C
Heating at -15°C ~ 24°C
- » Wide Operation Range
- » i-Save Mode
- » Failure Recall
- » Long Operation (models 60 to 80 only)


Handheld Controller

Making the most out of your air conditioner all starts with the controls, this allows you to create the comfort levels to match your demands.



Weekly Remote Controller

With an easy to read display and a variety of operating modes at the touch of a button. This controller features a weekly and 24 hour timer, to set operating times on a daily basis. The 'i-Save' mode recalls the preset temperature. This remote controller is included with all MSZ-AP units.




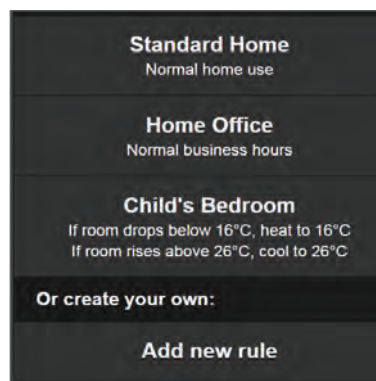


Wi-Fi
CONTROL*

Control Your Comfort Anywhere, Anytime*¹

Wi-Fi Control*¹

Wi-Fi Control unlocks the door to smarter heating or cooling, for total home comfort wherever you are. This innovative technology connects your MSZ-AP Series air conditioner to your smartphone, tablet or online account, giving you the freedom to control each unit fully on-the-go via an Internet connection from almost anywhere in the world.



Superior Customisation

This innovative technology places multiple functions of your air conditioner at your fingertips. Turning the unit On/Off, adjusting set temperature, changing mode, fan speed and airflow direction are all possible.

Develop Operating Rules

Tailor your system to meet your needs. Unlock the full potential of your air conditioner, program your system to turn On/Off at specific times, change settings, and develop temperature rules to match your preferred comfort levels day after day.

Wi-Fi Voice Control with Amazon Alexa and Google Assistant

Mitsubishi Electric air conditioning systems connected with Wi-Fi Control*¹ are now also Amazon Alexa*² and Google Assistant*³ enabled! This means you can enjoy hands-free control.

*¹ Optional Wi-Fi adapter required per unit.

Requires an Internet connection and the App downloaded from the App Store or GooglePlay Store on your smartphone or tablet with the latest Operating System available.

*² To use Amazon Alexa to control your air conditioner, you will need an Amazon Echo device.

*³ To use Google Assistant to control your air conditioner, you will need an Google Home smart speaker.

SPECIFICATIONS

MSZ-AP25/35/42/50			MSZ-AP25VG(D*) MUZ-AP25VG(D*)	MSZ-AP35VG(D*) MUZ-AP35VG(D*)	MSZ-AP42VG(D*) MUZ-AP42VG(D*)	MSZ-AP50VG(D*) MUZ-AP50VG(D*)	
Cooling	Capacity (Min.-Rated-Max.)	kW	1.1 - 2.5 - 3.6	1.1 - 3.5 - 4.1	0.9 - 4.2 - 4.8	1.4 - 5.0 - 6.2	
	Input (Min.-Rated-Max.)	kW	0.21 - 0.50 - 0.99	0.21 - 0.87 - 1.18	0.15 - 1.19 - 1.90	0.30 - 1.32 - 2.23	
	AEEER/EER	kW	4.97/5.00	4.01/4.02	3.52/3.53	3.78/3.79	
	Star Rating		5.5	3.5	2.5	3.0	
	Running Current	A	2.6	4.1	5.3	5.9	
	Sound Pressure Level	IN - dB(A)		19 - 24 - 31 - 38 - 44	19 - 24 - 31 - 38 - 45	26 - 29 - 35 - 40 - 46	28 - 33 - 39 - 44 - 49
		OUT - dB(A) (PWL)		46 (59)	50 (64)	51 (65)	54 (69)
Air Volume (IN)	L/S		82 - 205	82 - 223	90 - 223	100 - 258	
Heating	Capacity (Min.-Rated-Max.)	kW	1.3 - 3.2 - 5.0	1.3 - 3.7 - 5.1	1.3 - 5.4 - 6.0	1.4 - 6.0 - 8.0	
	Input (Min.-Rated-Max.)	kW	0.35 - 0.67 - 1.40	0.35 - 0.81 - 1.42	0.26 - 1.43 - 1.90	0.30 - 1.62 - 3.00	
	ACOP/COP	kW	4.75 / 4.78	4.55/4.57	3.77/3.78	3.70/3.70	
	Star Rating		5.0	4.5	3.0	3.0	
	Running Current	A	3.3	3.8	6.3	7.1	
	Sound Pressure Level	IN - dB(A)		18 - 25 - 31 - 38 - 42	19 - 25 - 31 - 38 - 45	26 - 29 - 35 - 40 - 46	28 - 33 - 38 - 43 - 48
		OUT - dB(A) (PWL)		49 (59)	50 (64)	52 (65)	56 (69)
Air Volume (IN)	L/S		82 - 190	82 - 215	88 - 233	93 - 268	
Max. Running Current	A		7.0	7.1	9.9	14.0	
Indoor Unit	Input (Cooling/Heating)	W	23/19	29/26	29/33	43/43	
	Dimensions (HxWxD)	mm	299 x 798 x 219	299 x 798 x 219	299 x 798 x 219	299 x 798 x 219	
	Weight	kg	10.5	10.5	10.5	10.5	
Outdoor Unit	Dimensions (HxWxD)	mm	550 x 800 x 285	550 x 800 x 285	550 x 800 x 285	714 x 800 x 285	
	Weight	kg	34/35	34/35	35/36	40/41	
	Breaker Size	A	10	10	10	16	
Ext. Piping	Diameter (Gas/Liquid)	mm	9.52/6.35	9.52/6.35	9.52/6.35	12.7/6.35	
	Max. Length/Height	m	20/12	20/12	20/12	20/12	
Guaranteed Operating Range (Outdoor)	Cooling		-10 ~ 46 °C				
	Heating		-15 ~ 24 °C				

MSZ-AP60/71/80			MSZ-AP60VG(D*) MUZ-AP60VG(D*)	MSZ-AP71VG(D*) MUZ-AP71VG(D*)	MSZ-AP80VG(D*) MUZ-AP80VG(D*)	
Cooling	Capacity (Min.-Rated-Max.)	kW	1.4 - 6.0 - 7.3	2.08 - 7.1 - 8.7	2.0 - 7.8 - 9.2	
	Input (Min.-Rated-Max.)	kW	0.24 - 1.59 - 2.35	0.43 - 2.01 - 3.03	0.43 - 2.36 - 3.20	
	AEEER/EER	kW	3.77/3.77	3.53/3.53	3.30/3.31	
	Star Rating		3.0	2.5	2.0	
	Running Current	A	7.1	8.8	10.8	
	Sound Pressure Level	IN - dB(A)		29 - 37 - 41 - 45 - 48	30 - 37 - 41 - 45 - 49	30 - 37 - 41 - 45 - 53
		OUT - dB(A) (PWL)		55 (69)	56 (69)	56 (69)
Air Volume (IN)	L/S		156 - 316	160 - 310	160 - 343	
Heating	Capacity (Min.-Rated-Max.)	kW	2.0 - 6.8 - 8.6	2.2 - 8.0 - 9.9	2.2 - 9.0 - 11.0	
	Input (Min.-Rated-Max.)	kW	0.30 - 1.67 - 2.60	0.42 - 2.09 - 3.25	0.42 - 2.55 - 3.65	
	ACOP/COP	kW	4.06/4.07	3.82/3.83	3.53/3.53	
	Star Rating		3.5	3.0	2.5	
	Running Current	A	7.4	9.1	11.3	
	Sound Pressure Level	IN - dB(A)		29 - 37 - 41 - 45 - 48	30 - 37 - 41 - 45 - 51	30 - 37 - 41 - 45 - 51
		OUT - dB(A) (PWL)		57 (69)	55 (69)	55 (69)
Air Volume (IN)	L/S		180 - 338	133 - 320	133 - 320	
Max. Running Current	A		14.0	16.4	16.5	
Indoor Unit	Input (Cooling/Heating)	W	45/49	42/45	55/45	
	Dimensions (HxWxD)	mm	325 x 1100 x 257	325 x 1100 x 257	325 x 1100 x 257	
	Weight	kg	16	17	17	
Outdoor Unit	Dimensions (HxWxD)	mm	714 x 800 x 285	880 x 840 x 330	880 x 840 x 330	
	Weight	kg	40/41	55	55	
	Breaker Size	A	16	20	20	
Ext. Piping	Diameter (Gas/Liquid)	mm	12.7/6.35	12.7/6.35	12.7/6.35	
	Max. Length/Height	m	30/15	30/15	30/15	
Guaranteed Operating Range (Outdoor)	Cooling		-10 ~ 46 °C			
	Heating		-15 ~ 24 °C			



MSZ-AP25/35/42/50VG(D*)



MSZ-AP60/71/80VG(D*)



MSZ-AP71/80VG(D*) MSZ-AP50/60VG(D*) MSZ-AP25/35/42VG(D*)

(D*) represents DRED enabled model. This is only available in QLD.
Multi-split system compatibility with model numbers MXZ-*E**VAD2-A1 only.

(Rating Conditions) Cooling: Indoor 27°C, D.B./19°C, W.B.
Outdoor 35°C, D.B./24°C, W.B.
Heating: Indoor 20°C, D.B./15°C, W.B.
Outdoor 7°C, D.B./6°C, W.B.



MitsubishiElectric.com.au